

ACCOMMODATIONS SYMBOL LEGEND

- ▲ Twin Bed and Single Sofa Bed
- ★ 2 Twin Beds (convert to King) and Single Sofa Bed
- 2 Twin Beds (convert to King) and 1 Upper Pullman
- ◊ 2 Twin Beds (convert to King) and 2 Upper Pullmans
- 2 Twin Beds (convert to King), Single Sofa Bed and 1 Upper Pullman

- † 2 Twin Beds (convert to King) and Double Sofa Bed
- ◆ Stateroom with 2 Porthole Windows
- ◊ Connecting staterooms (ideal for families and groups of friends)
- ✱ Twin Beds do not convert to a King Bed.
- U Unisex Wheelchair Accessible Restroom


All accommodations are non-smoking.

Accessible staterooms are available for guests with disabilities. Please contact Guest Access Services at 1-800-438-6744 ext. 70025 for details, or visit <http://www.carnival.com/about-carnival/special-needs.aspx>.

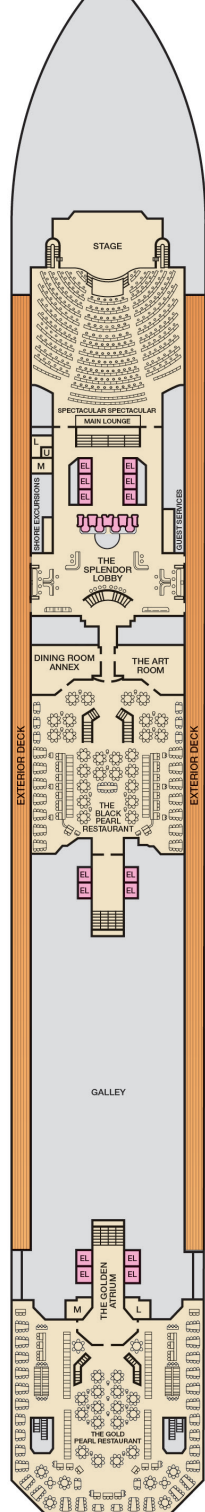
CATEGORIES

- 1A Interior Upper/Lower
- PT Porthole
- 4A 4B 4C 4D 4E 4F 4G Interior
- 4J Interior with Picture Window (obstructed views)
- 6A 6B 6C Ocean View
- 6J Scenic Ocean View
- 6K Scenic Grand Ocean View
- 8A 8B 8C 8D 8E 8F Balcony
- 8M 8N Aft-View Extended Balcony
- 9C Premium Vista Balcony
- 9S Junior Suite
- 0S Ocean Suite
- 6S Grand Suite
- CS Captain's Suite
- 4S Interior
- 6S Ocean View (obstructed views)
- 8P 8S Balcony
- 5S Suite

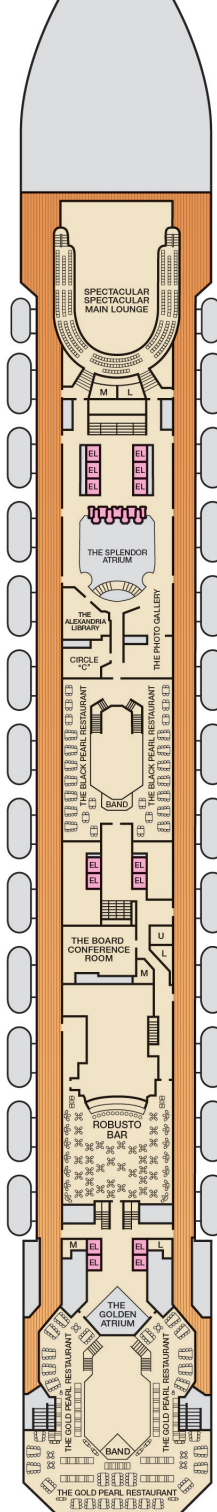
Spa accommodations include private access, special amenities and priority reservations at the Cloud 9 Spa.



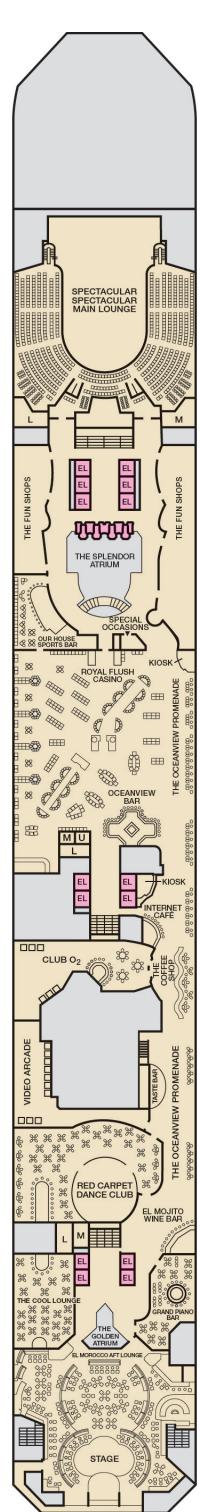
Riviera • Deck 1



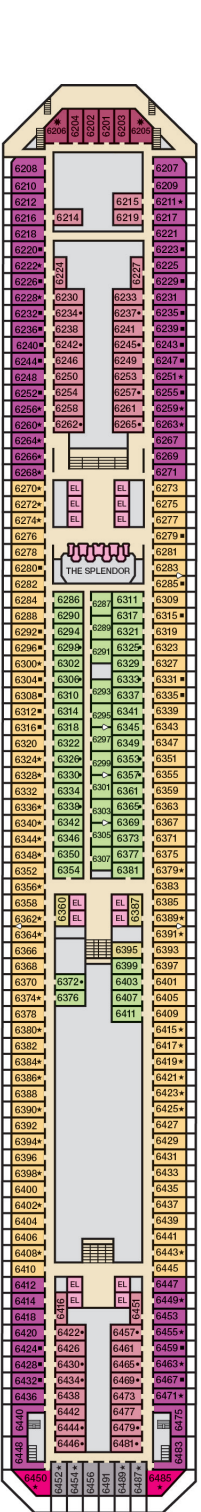
Main • Deck 2




Lobby • Deck 3



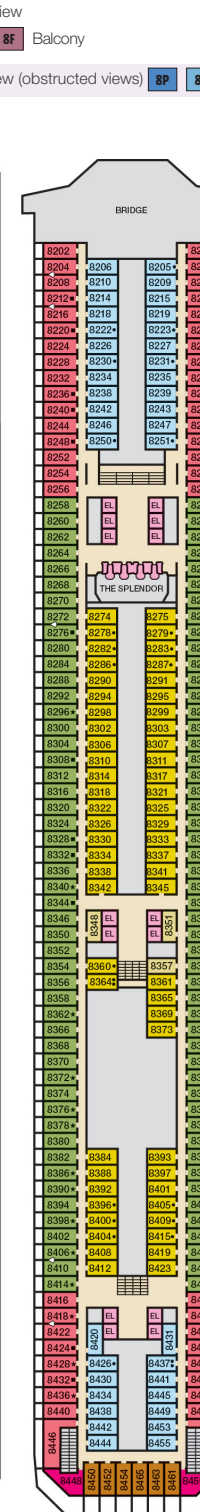
Atlantic • Deck 4



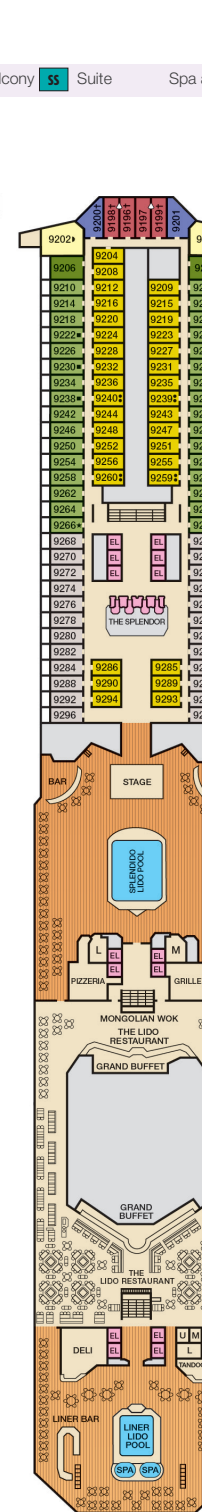
Promenade • Deck 5



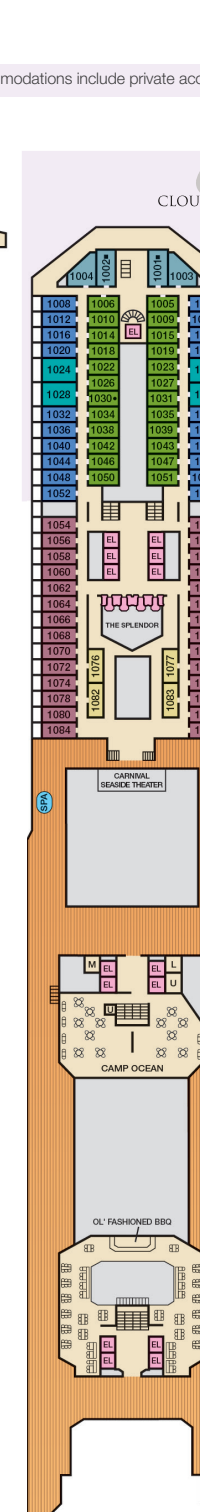
Upper • Deck 6



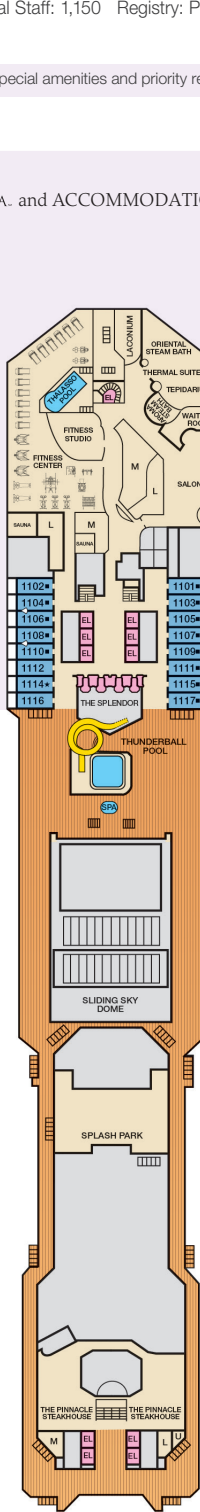
Empress • Deck 7



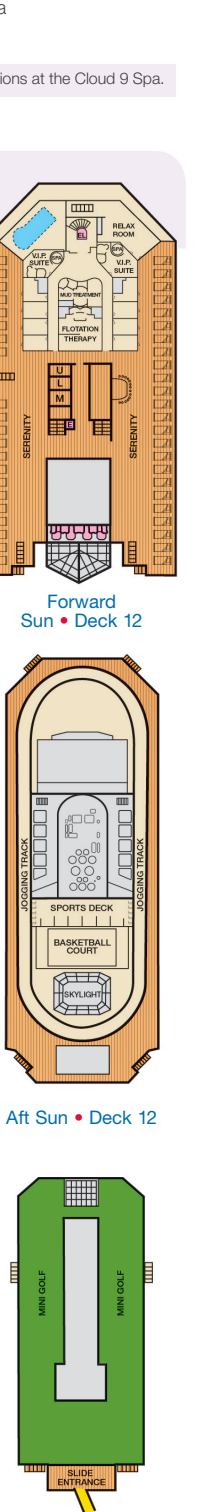
Verandah • Deck 8



Lido • Deck 9



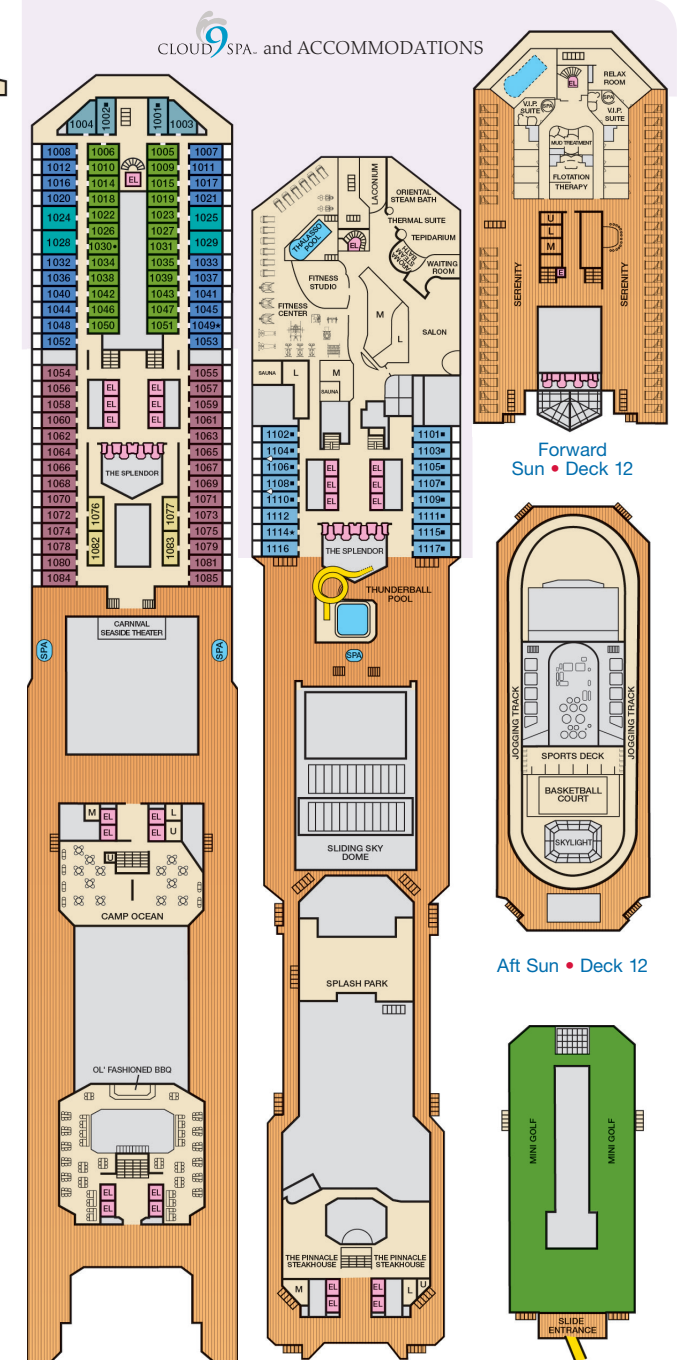
Panorama • Deck 10



Spa • Deck 11



Sky • Deck 14



CLOUD 9 SPA and ACCOMMODATIONS

Forward Sun • Deck 12

Aft Sun • Deck 12